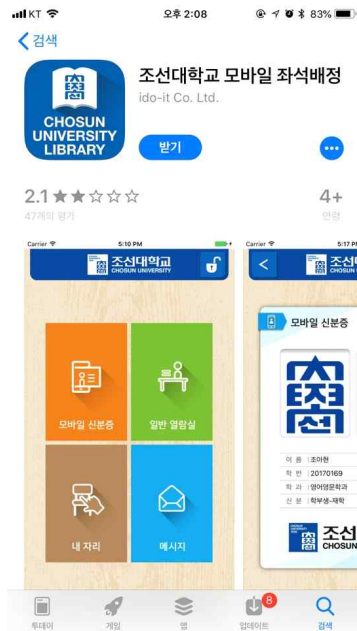


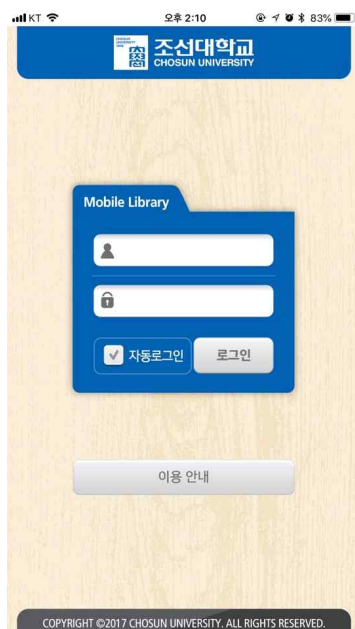
## How to use Main library with mobile app.

1) Download '조선대학교 모바일 좌석배정' app on your mobile phone.

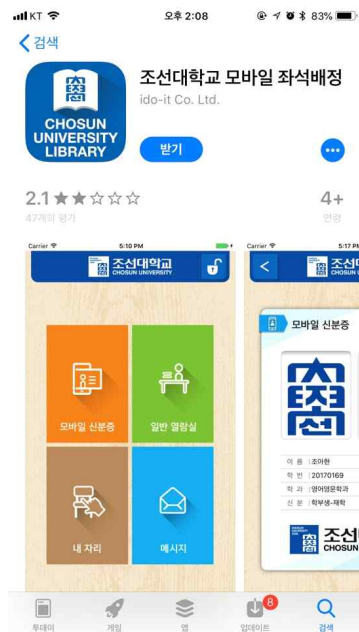


2) Log-in with your student number and password.

\* Password will be your birthdate (e. g. 1990/08/23 → 900823)



### 3) Click “모바일 이용증”



### 4) Confirm your QR Code and use it when you check-in at the library.

